

**A Member's Guide To Registering
on myTrustmarkBenefits.com**

Health Benefits

Trustmark
benefits beyond benefits

To register as a member on myTrustmarkBenefits.com for the first time, you will need to follow these steps:

Step One: Create an Account

Go to myTrustmarkBenefits.com and select the **Create Your Account** button under the Participant section. Each plan member will need to create their own account.

Trustmark
benefits beyond benefits

Trustmark Health Benefits

Log in

Username
Password

[Forgot your password?](#)
[Forgot your username?](#)

Register

Participant
Find a doctor, check claim status, manage your health and more.
CREATE YOUR ACCOUNT

Employer/Client
Manage employee coverage and eligibility, view claims and view reports.
CREATE YOUR ACCOUNT

Broker
Keep tabs on your clients' plan and access reports.
CREATE YOUR ACCOUNT

Provider
Check the status of your patients' claims and confirm their eligibility history.
CREATE YOUR ACCOUNT

Find a Doctor

aetna Cigna MultiPlan

[Customer Service](#)
[Registration Guide](#)
[Trustmark Health Benefits Information](#)
[Privacy Statement](#)
[System Requirements](#)
[TrustmarkHR.com](#)
800.832.3332

Copyright ©2019
Self-funded plans are administered by Trustmark Health Benefits, Inc. Trustmark Health Benefits, Inc. is a subsidiary of Trustmark Mutual Holding Company.

Note: If at any time, you forget your username or password, you can select the appropriate link under the login button on the home page, and then follow the prompts.

Step Two: Activation

- Enter the required fields with information from your ID card.
- Click **Next**.

Trustmark
benefits beyond benefits

Trustmark Health Benefits

Activation

Let's get started!

To keep this simple, all of the fields below are required.

Your Member ID or SSN
012745678

Your Last Name
Sample

Your ZIP/Postal Code
12345

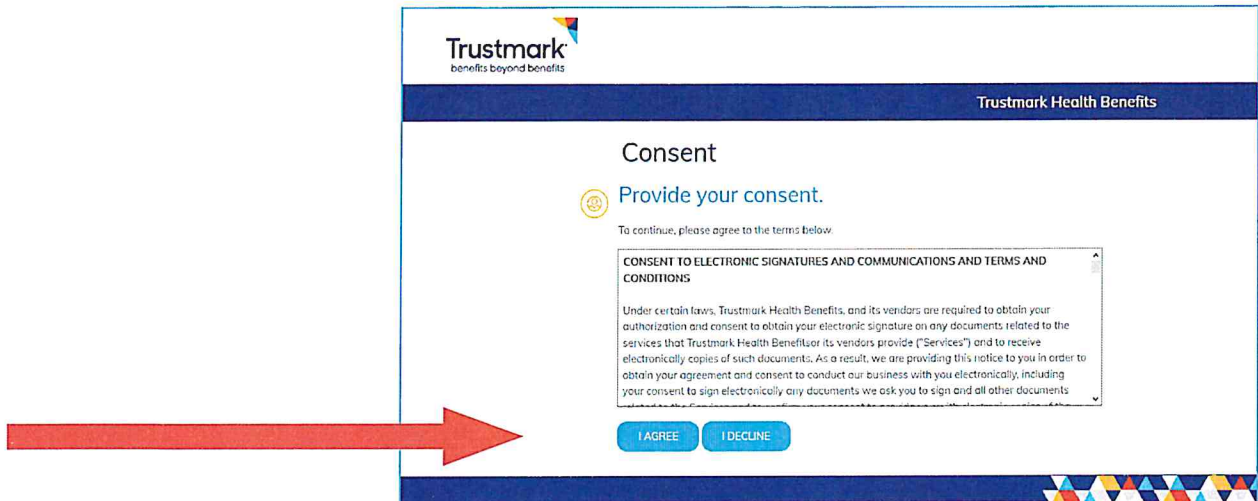
Your Date of Birth
01/01/1970

NEXT

Trustmark ID Card graphic showing Client Logo, Network Logo, Pharmacy Plan, and Rx Logo.

Step Three: Provide Your Consent

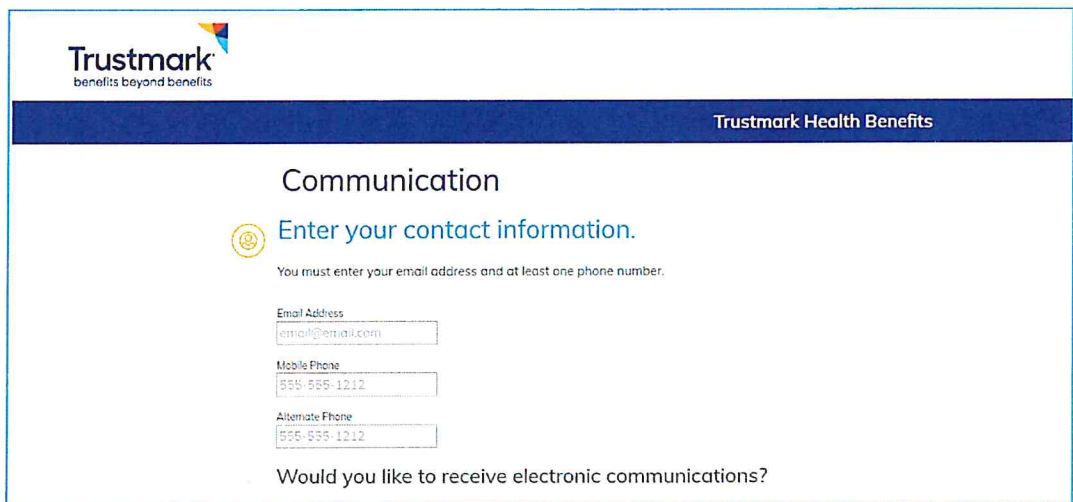
Click "I agree" to accept the consent to electronic signatures and communications and terms and conditions.




The screenshot shows the Trustmark Health Benefits website interface. At the top left is the Trustmark logo with the tagline "benefits beyond benefits". At the top right, it says "Trustmark Health Benefits". The main heading is "Consent", followed by a sub-heading "Provide your consent." and a smiley face icon. Below this, it says "To continue, please agree to the terms below". A scrollable text box contains the following text: "CONSENT TO ELECTRONIC SIGNATURES AND COMMUNICATIONS AND TERMS AND CONDITIONS. Under certain laws, Trustmark Health Benefits, and its vendors are required to obtain your authorization and consent to obtain your electronic signature on any documents related to the services that Trustmark Health Benefits or its vendors provide ("Services") and to receive electronically copies of such documents. As a result, we are providing this notice to you in order to obtain your agreement and consent to conduct our business with you electronically, including your consent to sign electronically any documents we ask you to sign and all other documents". At the bottom of the text box are two buttons: "I AGREE" and "I DECLINE". A large red arrow points from the left towards the "I AGREE" button.

Step Four: Contact Information

Enter your contact information in the fields below. You must enter your email address and at least one phone number.



The screenshot shows the Trustmark Health Benefits website interface for the "Communication" step. At the top left is the Trustmark logo with the tagline "benefits beyond benefits". At the top right, it says "Trustmark Health Benefits". The main heading is "Communication", followed by a sub-heading "Enter your contact information." and a smiley face icon. Below this, it says "You must enter your email address and at least one phone number." There are three input fields: "Email Address" with the placeholder "email@email.com", "Mobile Phone" with the placeholder "555-555-1212", and "Alternate Phone" with the placeholder "555-555-1212". At the bottom, there is a question: "Would you like to receive electronic communications?".



Step Five: Verification

- Click "Start" next to the communication method you would like to verify and a code will be sent to the email address or mobile phone number you provided.
- Enter the verification code in the indicated field.
- Click "Next" to continue

Trustmark
benefits beyond benefits

Trustmark Health Benefits

Verification

We will need to verify your information before continuing.

Select ONE method below to verify. A code will be sent to the email address or mobile phone number you provided.

Email Address START

Mobile Phone START

Select ONE method below to verify. A code will be sent to the email address or mobile phone number you provided.

Please enter the verification code that has been sent to your Mobile Phone in the field below.

Email Address: email@email.com START

Mobile Phone: 847-433-0000 START

Verification Code: VERIFY

Select ONE method below to verify. A code will be sent to the email address or mobile phone number you provided.

✓ Your code is correct. Click 'Next' below to continue.

Email Address: email@email.com

Mobile Phone: 847-433-0000

NEXT

Step Six: Personalization

Create your profile by choosing a user name and password. Answer three security questions and click "Next."

Trustmark
benefits beyond benefits

Trustmark Health Benefits

Personalization

Create your profile.

User Name:

Password: At least 8 characters ?

Re-enter Password: Confirm password

Let's keep this secure — answer these 3 security questions.

Remember your answers as you will use these questions in the future if you forget your password!

Select a security question Enter your answer

Select a security question Enter your answer

Select a security question Enter your answer

NEXT

Expect more.
Benefit more.

Once you're registered on this site, please be sure to bookmark it as a favorite, and return directly to myTrustmarkBenefits.com for all future visits.