

FAULKNER COUNTY

Allen Dodson
COUNTY JUDGE

801 LOCUST STREET • CONWAY, AR 72034

FILED
TIME: 2:53pm

MAR 19 2024


MARGARET DARTER
FAULKNER COUNTY CLERK
BY Charters DC

IN THE COUNTY COURT OF FAULKNER COUNTY, ARKANSAS
COURT ORDER NO. 24- 056


IN THE MATTER OF
EXCESS TREASURER'S COMMISSION DISTRIBUTION

It is hereby ordered that the excess commissions of the Faulkner County Treasurer be distributed in the amount of \$807,844.17 in accordance with the attached Excess Commission report.

IT IS SO ORDERED.



Scott Sanson
Faulkner County Treasurer



Allen Dodson
Faulkner County Judge
March 12, 2024


2024 Excess Treasurer's Commission Calculations for year 2023

			Comm Drawn		8703 EXCESS Treas Comm	FACTOR
County General	1000	\$	258,471.35	\$	171,788.45	0.664633
CARES Act	1005	\$	513.22	\$	341.10	0.664633
Capital Improvement	1810	\$	2,758.35	\$	1,833.29	0.664633
County Road	2000	\$	170,271.72	\$	113,168.13	0.664633
Additional Motor Fuel	2003	\$	7,617.33	\$	5,062.73	0.664633
Treasurer's Automation	3000	\$	132.34	\$	87.96	0.664633
Collector's Automation	3001	\$	581.13	\$	386.24	0.664633
Circuit Court Automation	3002	\$	154.49	\$	102.68	0.664633
Assessor's Ammendment	3004	\$	896.37	\$	595.76	0.664633
County Clerks Cost	3005	\$	1,863.37	\$	1,238.46	0.664633
County Recorders Cost	3006	\$	14,810.66	\$	9,843.65	0.664633
Sherrif's Automation	3007	\$	120.93	\$	80.37	0.664633
County Library	3008	\$	44,272.07	\$	29,424.66	0.664633
Child Support	3012	\$	118.41	\$	78.70	0.664633
Drug Control	3015	\$	0.15	\$	0.10	0.664633
Breathalyzer	3016	\$	0.54	\$	0.36	0.664633
Jail Fees	3017	\$	7,565.26	\$	5,028.12	0.664633
Jail Booking Fee	3018	\$	355.08	\$	236.00	0.664633
911	3020	\$	4,622.55	\$	3,072.30	0.664633
Public Defender	3024	\$	715.88	\$	475.80	0.664633
Victim of Crime	3025	\$	490.35	\$	325.90	0.664633
Public Defender Inv	3026	\$	299.52	\$	199.07	0.664633
Dist Court Probation Fees	3027	\$	1,284.30	\$	853.59	0.664633
Drug Court	3028	\$	134.31	\$	89.27	0.664633
Public Safety Act 749 of 1983	3029	\$	13.50	\$	8.97	0.664633
Juvenile Probation Fees	3031	\$	585.43	\$	389.10	0.664633
Juvenile Court Representation	3032	\$	0.33	\$	0.22	0.664633
Circuit Clerk Commission Fee	3039	\$	29.08	\$	19.33	0.664633
Tax Assessor Late Assess Fee	3042	\$	153.11	\$	101.76	0.664633
Drug Control - PA	3044	\$	588.16	\$	390.91	0.664633
American Rescue Plan	3046	\$	17,895.38	\$	11,893.85	0.664633
Emergency Squad	3400	\$	1,878.15	\$	1,248.28	0.664633

Museum	3401	\$	1,030.52	\$	684.92	0.664633
County Road Sales Tax	3402	\$	141,897.69	\$	94,309.83	0.664633
Animal Welfare and Control	3404	\$	2,771.99	\$	1,842.35	0.664633
Federal Drug Forfeiture	3405	\$	0.26	\$	0.17	0.664633
Criminal Justice Sales Tax	3407	\$	140,528.10	\$	93,399.55	0.664633
Teen Court	3411	\$	17.78	\$	11.82	0.664633
Soil Conservation	3413	\$	1,085.39	\$	721.39	0.664633
Extension	3414	\$	1,065.14	\$	707.93	0.664633
AR Forestry Commission	6006	\$	630.32	\$	418.93	0.664633
Law Library	6009	\$	852.71	\$	566.74	0.664633
County Adm Justice	6010	\$	9,681.62	\$	6,434.72	0.664633
County Sheriff's Office Fund	6017	\$	8,218.62	\$	5,462.36	0.664633
City of Conway	6600	\$	135,066.85	\$	89,769.83	0.664633
City of Damascus	6601	\$	299.38	\$	198.98	0.664633
City of Vilonia	6602	\$	5,493.36	\$	3,651.07	0.664633
City of Guy	6603	\$	1,190.04	\$	790.94	0.664633
City of Mt Vernon	6604	\$	127.35	\$	84.64	0.664633
City of Enola	6605	\$	217.41	\$	144.50	0.664633
City of Greenbrier	6606	\$	9,455.02	\$	6,284.11	0.664633
City of Wooster	6607	\$	1,660.51	\$	1,103.63	0.664633
City of Mayflower	6608	\$	3,454.65	\$	2,296.07	0.664633
City of Quitman	6609	\$	63.49	\$	42.20	0.664633
City of Twin Groves	6610	\$	351.08	\$	233.34	0.664633
City of Holland	6611	\$	180.35	\$	119.87	0.664633
Conway Schools	6700	\$	132,710.53	\$	88,203.74	0.664633
Vilonia Schools	6701	\$	22,246.35	\$	14,785.65	0.664633
Guy-Perkins Schools	6702	\$	5,058.66	\$	3,362.15	0.664633
Mt Vernon-Enola Schools	6703	\$	4,265.40	\$	2,834.92	0.664633
Greenbrier Schools	6704	\$	31,554.10	\$	20,971.88	0.664633
Mayflower Schools	6705	\$	10,277.25	\$	6,830.60	0.664633
Southside Schools	6706	\$	1,248.06	\$	829.50	0.664633
Quitman Schools	6707	\$	2,914.71	\$	1,937.21	0.664633
Rose Bud Schools	6708	\$	232.22	\$	154.34	0.664633
Pulaski County Special Schools	6709	\$	435.10	\$	289.18	0.664633
		\$	1,215,474.83	\$	807,844.17	

Commission Earned (8401)	\$	1,215,474.83
Interest Earned (7501)	\$	24,934.01
Less Office Expenses (2023)	\$	(322,564.67)
Less Treas Automation Fund Transfers	\$	(110,000.00)
Total Excess Commission	\$	807,844.17

0.664632578

A handwritten signature in blue ink that reads "Jennifer Massey". The signature is written in a cursive, flowing style.

FAULKNER COUNTY
Allen Dodson
COUNTY JUDGE
801 LOCUST STREET • CONWAY, AR 72034

FILED
TIME: 3:51 pm

MAR 19 2024

MARGARET DARTER
FAULKNER COUNTY CLERK
BY M. Darter DC

IN THE COUNTY COURT OF FAULKNER COUNTY, ARKANSAS
COURT ORDER NO. 24- 059

IN THE MATTER OF
EXCESS COLLECTOR'S COMMISSION
& COLLECTOR'S COMMISSION INTEREST
DISTRIBUTION

It is hereby ordered that the Excess Commission and Collector's Commission Interest of the Faulkner County Collector be distributed to the taxing entities by the Faulkner County Treasurer in accordance with the attached excess commission report.

IT IS SO ORDERED.



ALLEN DODSON
FAULKNER COUNTY JUDGE
March 19, 2024

APPROVED BY:



Margaret Darter
County Clerk

FAULKNER COUNTY, ARKANSAS
2022 TAXES COLLECTED IN 2023
EXCESS COLLECTOR'S COMMISSIONS

1213

			Tax Revenue		8551	7501
ENTITY	FUND	NAME			Excess Commissior	Coll Comm Intere
1	6700	CONWAY SD #1	\$46,012,911.21	0.48949797	\$ 1,749,079.78	\$ 15,320.07
17	6701	VILONIA SD #17	\$7,001,378.77	0.07448259	\$ 266,142.04	\$ 2,331.12
34	6702	GUY SD #34	\$1,708,788.92	0.01817857	\$ 64,955.86	\$ 568.94
41	6703	MT VERNON/ENOLA SD #41	\$1,418,562.18	0.01509105	\$ 53,923.53	\$ 472.31
47	6704	GREENBRIER SD #47	\$10,585,744.97	0.11261406	\$ 402,393.85	\$ 3,524.54
78	6705	MAYFLOWER SD #78	\$3,296,196.33	0.03506584	\$ 125,297.67	\$ 1,097.47
2	6706	SOUNTHSIDE SD #2	\$434,015.59	0.00461718	\$ 16,498.15	\$ 144.51
21	6707	QUITMAN SD #21	\$1,007,917.74	0.01072251	\$ 38,313.78	\$ 335.59
35	6708	ROSEBUD SD #35W	\$88,361.63	0.00094002	\$ 3,358.87	\$ 29.42
77	6709	PULASKI CO #77	\$136,413.24	0.0014512	\$ 5,185.45	\$ 45.42
801	1000	COUNTY GENERAL	\$8,526,547.80	0.09070775	\$ 324,117.96	\$ 2,838.90
802	2000	COUNTY ROAD	\$3,404,958.85	0.03622289	\$ 129,432.03	\$ 1,133.69
803	3008	COUNTY LIBRARY	\$1,843,078.20	0.01960717	\$ 70,060.57	\$ 613.66
32	3400	EMERGENCY SQUAD	\$67,429.73	0.00071734	\$ 2,563.19	\$ 22.45
39	3401	FAULKNER COUNTY MUSEUM	\$51,015.47	0.00054272	\$ 1,939.24	\$ 16.99
40	3404	ANIMAL WELFARE & CONTROL	\$91,796.66	0.00097656	\$ 3,489.45	\$ 30.56
41	3413	SOIL CONSERVATION	\$50,443.84	0.00053664	\$ 1,917.51	\$ 16.80
38	3414	EXTENSION SERVICE TAX	\$51,046.16	0.00054304	\$ 1,940.41	\$ 17.00
	3042	LATE ASSESSMENT FEE	\$3,803.50	4.0463E-05	\$ 144.58	\$ 1.27
101	6600	CONWAY CITY	\$3,187,623.68	0.03391081	\$ 121,170.51	\$ 1,061.32
201		CONWAY CITY ROAD	\$1,487,557.61	0.01582505	\$ 56,546.24	\$ 495.28
301		CONWAY POLICE PENSION	\$418,493.87	0.00445205	\$ 15,908.13	\$ 139.34
401		CONWAY FIREMAN PENSION	\$418,493.87	0.00445205	\$ 15,908.13	\$ 139.34
501		CONWAY NON-UNIFORM PENS.	\$418,493.34	0.00445205	\$ 15,908.11	\$ 139.34
33		CONWAY CITY RECREATION	\$22,573.35	0.00024014	\$ 858.08	\$ 7.52
34		CONWAY CITY CEMETERY	\$21,162.93	0.00022514	\$ 804.46	\$ 7.05
35		CONWAY ANIMAL SHELTER	\$16,483.33	0.00017535	\$ 626.58	\$ 5.49
102	6601	SOUTHSIDE CITY/DAMASCUS	\$8,672.02	9.2255E-05	\$ 329.65	\$ 2.89
202		SOUTHSIDE CITY/DAMASCUS ROAD	\$4,046.95	4.3053E-05	\$ 153.84	\$ 1.35
104	6602	VILONIA CITY	\$152,969.41	0.00162733	\$ 5,814.80	\$ 50.93
204		VILONIA CITY ROAD	\$71,385.73	0.00075942	\$ 2,713.57	\$ 23.77
36		VILONIA CITY VOL	\$978.69	1.0412E-05	\$ 37.20	\$ 0.33
106	6603	GUY CITY	\$36,707.78	0.00039051	\$ 1,395.37	\$ 12.22
206		GUY CITY ROAD	\$12,847.71	0.00013668	\$ 488.38	\$ 4.28
107	6604	MT VERNON CITY	\$3,136.78	3.337E-05	\$ 119.24	\$ 1.04

207	MT VERNON CITY ROAD	\$1,909.34	2.0312E-05	\$	72.58	\$	0.64
108	6605 ENOLA CITY	\$4,328.57	4.6049E-05	\$	164.54	\$	1.44
208	ENOLA CITY ROAD	\$4,040.01	4.2979E-05	\$	153.57	\$	1.35
109	6606 GREENBRIER CITY	\$292,087.47	0.00310731	\$	11,103.06	\$	97.25
209	GREENBRIER CITY ROAD	\$102,230.62	0.00108756	\$	3,886.07	\$	34.04
110	6607 WOOSTER CITY	\$47,792.78	0.00050843	\$	1,816.74	\$	15.91
210	WOOSTER CITY ROAD	\$22,303.29	0.00023727	\$	847.81	\$	7.43
111	6608 MAYFLOWER CITY	\$101,557.70	0.0010804	\$	3,860.49	\$	33.81
211	MAYFLOWER CITY ROAD	\$35,545.19	0.00037814	\$	1,351.17	\$	11.83
37	MAYFLOWER CITY VOL	\$663.23	7.0557E-06	\$	25.21	\$	0.22
105	6609 QUITMAN CITY	\$1,933.37	2.0568E-05	\$	73.49	\$	0.64
205	QUITMAN CITY ROAD	\$676.68	7.1987E-06	\$	25.72	\$	0.23
103	6610 TWIN GROVES CITY	\$9,946.93	0.00010582	\$	378.11	\$	3.31
203	TWIN GROVES CITY ROAD	\$3,164.91	3.3669E-05	\$	120.31	\$	1.05
212	6611 HOLLAND CITY ROAD	\$6,571.98	6.9915E-05	\$	249.82	\$	2.19
TIMB	TIMBER TAX	\$30,068.68	0.00031988	\$	1,142.99	\$	10.01
13	6818 CONWAY MULTI IMP DIST	\$139,475.63	0.00148378	\$	5,301.86	\$	46.44
73	6816 CENTRAL BUSINESS IMP DIST #1	\$88,842.54	0.00094513	\$	3,377.15	\$	29.58
14	6819 CONWAY WILLS DR WATER PROJECT	\$13,851.18	0.00014735	\$	526.52	\$	4.61
25	6518 TWIN GROVES FIRE DIST	\$6,312.46	6.7154E-05	\$	239.95	\$	2.10
28	6803 TUPELO IMP DIST	\$30,274.14	0.00032206	\$	1,150.80	\$	10.08
29	6804 LEVEE DIST	\$0.00	0	\$	-	\$	-
50	6501 BEAVERFORK FIRE DIST	\$182,528.87	0.00194179	\$	6,938.43	\$	60.77
51	6500 HILLTOP FIRE DIST	\$42,312.53	0.00045013	\$	1,608.42	\$	14.09
52	6502 PINE VILLAGE FIRE DIST	\$25,405.11	0.00027027	\$	965.72	\$	8.46
53	6503 SALTILLO FIRE DIST	\$40,482.60	0.00043067	\$	1,538.86	\$	13.48
55	6504 MAYFLOWER FIRE DEPT	\$229,018.35	0.00243636	\$	8,705.63	\$	76.25
56	6505 MT. VERNON FIRE DEPT	\$9,548.63	0.00010158	\$	362.97	\$	3.18
57	6507 WESCON FIRE DEPT	\$11,433.14	0.00012163	\$	434.61	\$	3.81
59	6506 CATO FIRE DEPT	\$25,843.29	0.00027493	\$	982.38	\$	8.60
61	6509 GUY FIRE DEPT	\$24,106.50	0.00025645	\$	916.36	\$	8.03
62	6510 LIBERTY FIRE DEPT	\$120,822.84	0.00128535	\$	4,592.82	\$	40.23
63	6511 HOLLAND FIRE DEPT	\$11,223.53	0.0001194	\$	426.64	\$	3.74
64	6508 HWY 286 EAST FIRE DEPT	\$93,643.21	0.0009962	\$	3,559.64	\$	31.18
65	6512 CENTERVILLE FIRE DEPT	\$15,063.06	0.00016025	\$	572.59	\$	5.02
66	6513 VILONIA FIRE DEPT	\$57,920.13	0.00061617	\$	2,201.71	\$	19.28
67	6514 WOOSTER FIRE DEPT	\$65,663.59	0.00069855	\$	2,496.06	\$	21.86
69	6517 ENOLA FIRE DEPT	\$27,478.99	0.00029233	\$	1,044.55	\$	9.15
86	6815 SEVEN POINT LAKE PROJECT	\$12,099.75	0.00012872	\$	459.95	\$	4.03
Grand Total		\$94,000,208.67			\$3,573,211.51	\$	31,297.52

\$ 3,573,211.51 \$ 31,297.52

Jennifer Wang


IN THE COUNTY COURT OF FAULKNER COUNTY
AMENDED
COURT ORDER 24-062

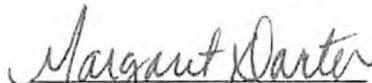
FILED
MAY 21 2024
CLERK OF COURT
FAULKNER COUNTY, ALABAMA

IN THE MATTER OF
ASSESSOR SALARY & EXPENSES OVERPAYMENT
& COLLECTOR'S UNAPPORTIONED INTEREST

It is hereby ordered that the Assessor's Salary & Expense Overpayment in the amount of (\$12,075.47) and the Collector's Unapportioned interest in the amount of \$183,540.25 shall be distributed to the taxing entities by the Faulkner County Treasurer pursuant to Exhibit A, which is attached hereto.

IT IS SO ORDERED.


Allen Dodson
Faulkner County Judge
March 21, 2024


Margaret Darter
Faulkner County Clerk
Based on the request & documents
Provided by the Treasurer

Assessors Salary & Expense Overpayment for FTS 2023

2023 Collector Unapportioned Interest

	Funds to 1805 during FTS	Actual Office Expense	Diffence	
Assessor 0105	\$ 1,461,499.59	\$ 1,462,876.06	\$ (1,376.47)	
Civil Atty 0430	\$ 208,275.28	\$ 218,278.79	\$ (10,003.51)	
EQ Brd 0106	\$ 8,179.24	\$ 8,085.54	\$ 93.70	
	<u>\$ 1,677,954.11</u>	<u>\$ 1,689,240.39</u>	<u>\$ (11,286.28)</u>	
			\$ 8,580.80	left in Unapportioned after FTS
			<u>\$ (9,369.99)</u>	2022 Overpayment Error
			<u>\$ (12,075.47)</u>	

Fund	Schools			6002 AS&EO	Interest
1	6700 CONWAY SD #1	\$ 46,012,911.21	0.489497969	\$ (5,910.92)	\$ 89,842.58
17	6701 VILONIA SD #17	\$ 7,001,378.77	0.074482588	\$ (899.41)	\$ 13,670.55
34	6702 GUY SD #34	\$ 1,708,788.92	0.018178565	\$ (219.51)	\$ 3,336.50
41	6703 MT VERNON/ENOLA SD #41	\$ 1,418,562.18	0.015091053	\$ (182.23)	\$ 2,769.82
47	6704 GREENBRIER SD #47	\$ 10,585,744.97	0.112614058	\$ (1,359.87)	\$ 20,669.21
78	6705 MAYFLOWER SD #78	\$ 3,296,196.33	0.035065841	\$ (423.44)	\$ 6,435.99
2	6706 SOUNTHSIDE SD #2	\$ 434,015.59	0.004617177	\$ (55.75)	\$ 847.44
21	6707 QUITMAN SD #21	\$ 1,007,917.74	0.010722505	\$ (129.48)	\$ 1,968.01
35	6708 ROSEBUD SD #35W	\$ 88,361.63	0.000940015	\$ (11.35)	\$ 172.53
77	6709 PULASKI CO #77	\$ 136,413.24	0.001451201	\$ (17.52)	\$ 266.35
801	1000 COUNTY GENERAL	\$ 8,526,547.80	0.090707754	\$ (1,095.35)	\$ 16,648.52
802	2000 COUNTY ROAD	\$ 3,404,958.85	0.036222886	\$ (437.41)	\$ 6,648.36
803	3008 COUNTY LIBRARY	\$ 1,843,078.20	0.019607171	\$ (236.77)	\$ 3,598.71
32	3400 EMERGENCY SQUAD	\$ 67,429.73	0.000717336	\$ (8.66)	\$ 131.66
39	3401 FAULKNER COUNTY MUSEI	\$ 51,015.47	0.000542717	\$ (6.55)	\$ 99.61
40	3404 ANIMAL WELFARE & CONT.	\$ 91,796.66	0.000976558	\$ (11.79)	\$ 179.24
41	3413 SOIL CONSERVATION	\$ 50,443.84	0.000536635	\$ (6.48)	\$ 98.49
38	3414 EXTENSION SERVICE TAX	\$ 51,046.16	0.000543043	\$ (6.56)	\$ 99.67
	3042 LATE ASSESSMENT FEE	\$ 3,803.50	4.04627E-05	\$ (0.49)	\$ 7.43
101	6600 CONWAY CITY	\$ 3,187,623.68	0.033910815	\$ (409.49)	\$ 6,224.00
201	CONWAY CITY ROAD	\$ 1,487,557.61	0.015825046	\$ (191.09)	\$ 2,904.53
301	CONWAY POLICE PENSION	\$ 418,493.87	0.004452053	\$ (53.76)	\$ 817.13
401	CONWAY FIREMAN PENSIO	\$ 418,493.87	0.004452053	\$ (53.76)	\$ 817.13
501	CONWAY NON-UNIFORM PE	\$ 418,493.34	0.004452047	\$ (53.76)	\$ 817.13
33	CONWAY CITY RECREATIO	\$ 22,573.35	0.000240142	\$ (2.90)	\$ 44.08
34	CONWAY CITY CEMETERY	\$ 21,162.93	0.000225137	\$ (2.72)	\$ 41.32
35	CONWAY ANIMAL SHELTEF	\$ 16,483.33	0.000175354	\$ (2.12)	\$ 32.18
102	6601 SOUTHSIDE CITY/DAMASCI	\$ 8,672.02	9.22554E-05	\$ (1.11)	\$ 16.93
202	SOUTHSIDE CITY/DAMASCI	\$ 4,046.95	4.30526E-05	\$ (0.52)	\$ 7.90
104	6602 VILONIA CITY	\$ 152,969.41	0.00162733	\$ (19.65)	\$ 298.68
204	VILONIA CITY ROAD	\$ 71,385.73	0.000759421	\$ (9.17)	\$ 139.38
36	VILONIA CITY VOL	\$ 978.69	1.04115E-05	\$ (0.13)	\$ 1.91
106	6603 GUY CITY	\$ 36,707.78	0.000390507	\$ (4.72)	\$ 71.67
206	GUY CITY ROAD	\$ 12,847.71	0.000136677	\$ (1.65)	\$ 25.09
107	6604 MT VERNON CITY	\$ 3,136.78	3.33699E-05	\$ (0.40)	\$ 6.12
207	MT VERNON CITY ROAD	\$ 1,909.34	2.03121E-05	\$ (0.25)	\$ 3.73
108	6605 ENOLA CITY	\$ 4,328.57	4.60485E-05	\$ (0.56)	\$ 8.45
208	ENOLA CITY ROAD	\$ 4,040.01	4.29787E-05	\$ (0.52)	\$ 7.89
109	6606 GREENBRIER CITY	\$ 292,087.47	0.003107307	\$ (37.52)	\$ 570.32
209	GREENBRIER CITY ROAD	\$ 102,230.62	0.001087557	\$ (13.13)	\$ 199.61
110	6607 WOOSTER CITY	\$ 47,792.78	0.000508433	\$ (6.14)	\$ 93.32
210	WOOSTER CITY ROAD	\$ 22,303.29	0.000237269	\$ (2.87)	\$ 43.55
111	6608 MAYFLOWER CITY	\$ 101,557.70	0.001080399	\$ (13.05)	\$ 198.30
211	MAYFLOWER CITY ROAD	\$ 35,545.19	0.000378139	\$ (4.57)	\$ 69.40
37	MAYFLOWER CITY VOL	\$ 663.23	7.05565E-06	\$ (0.09)	\$ 1.29
105	6609 QUITMAN CITY	\$ 1,933.37	2.05677E-05	\$ (0.25)	\$ 3.78

205	QUITMAN CITY ROAD	\$	676.68	7.19872E-06	\$	(0.09)	\$	1.32
103	6610 TWIN GROVES CITY	\$	9,946.93	0.000105818	\$	(1.28)	\$	19.42
203	TWIN GROVES CITY ROAD	\$	3,164.91	3.36692E-05	\$	(0.41)	\$	6.18
212	6611 HOLLAND CITY ROAD	\$	6,571.98	6.99146E-05	\$	(0.84)	\$	12.83
TIMB	TIMBER TAX	\$	30,068.68	0.000319879	\$	(3.86)	\$	58.71
13	6818 CONWAY MULTI IMP DIST	\$	139,475.63	0.00148378	\$	(17.92)	\$	272.33
73	6816 CENTRAL BUSINESS IMP DI	\$	88,842.54	0.000945131	\$	(11.41)	\$	173.47
14	6819 CONWAY WILLS DR WATER	\$	13,851.18	0.000147353	\$	(1.78)	\$	27.05
25	6518 TWIN GROVES FIRE DIST	\$	6,312.46	6.71537E-05	\$	(0.81)	\$	12.33
28	6803 TUPELO IMP DIST	\$	30,274.14	0.000322065	\$	(3.89)	\$	59.11
29	6804 LEVEE DIST	\$	-	0	\$	-	\$	-
50	6501 BEAVERFORK FIRE DIST	\$	182,528.87	0.001941792	\$	(23.45)	\$	356.40
51	6500 HILLTOP FIRE DIST	\$	42,312.53	0.000450132	\$	(5.44)	\$	82.62
52	6502 PINE VILLAGE FIRE DIST	\$	25,405.11	0.000270266	\$	(3.26)	\$	49.60
53	6503 SALTILLO FIRE DIST	\$	40,482.60	0.000430665	\$	(5.20)	\$	79.04
55	6504 MAYFLOWER FIRE DEPT	\$	229,018.35	0.00243636	\$	(29.42)	\$	447.17
56	6505 MT. VERNON FIRE DEPT	\$	9,548.63	0.000101581	\$	(1.23)	\$	18.64
57	6507 WESCON FIRE DEPT	\$	11,433.14	0.000121629	\$	(1.47)	\$	22.32
59	6506 CATO FIRE DEPT	\$	25,843.29	0.000274928	\$	(3.32)	\$	50.46
61	6509 GUY FIRE DEPT	\$	24,106.50	0.000256452	\$	(3.10)	\$	47.07
62	6510 LIBERTY FIRE DEPT	\$	120,822.84	0.001285347	\$	(15.52)	\$	235.91
63	6511 HOLLAND FIRE DEPT	\$	11,223.53	0.000119399	\$	(1.44)	\$	21.91
64	6508 HWY 286 EAST FIRE DEPT	\$	93,643.21	0.000996202	\$	(12.03)	\$	182.84
65	6512 CENTERVILLE FIRE DEPT	\$	15,063.06	0.000160245	\$	(1.94)	\$	29.41
66	6513 VILONIA FIRE DEPT	\$	57,920.13	0.00061617	\$	(7.44)	\$	113.09
67	6514 WOOSTER FIRE DEPT	\$	65,663.59	0.000698547	\$	(8.44)	\$	128.21
69	6517 ENOLA FIRE DEPT	\$	27,478.99	0.000292329	\$	(3.53)	\$	53.65
86	6815 SEVEN POINT LAKE PROJEC	\$	12,099.75	0.00012872	\$	(1.55)	\$	23.63
	Grand Total	\$	<u>94,000,208.67</u>		\$	<u>(12,075.51)</u>	\$	<u>183,540.21</u>

\$ (12,075.47) ✓ \$ 183,540.25 ✓

Faulkner County Treasurer
 Posted Journal Listing
 Journal AJE-2403.6

Period	Post Date	Account	Description	Sub Code	Debit	Credit	Annotation	Control	Document
24-03	03.25.24	01.1805.9101	Current Taxes Apportioned			-12,075.47	to correct cto 24-		
24-03	03.25.24	01.6002.8653	Assessor's Salary & Expense Ov		-12,075.47		to correct cto 24-		
24-03	03.25.24	01.1805.5000	Fund Balance (Equity in Treasu		-12,075.47		to correct cto 24-		
24-03	03.25.24	01.6002.5000	Fund Balance (Equity in Treasu			-12,075.47	to correct cto 24-		
					-24,150.94	-24,150.94			

****Notes****
 This AJE is to correct fund and revenue code for distribution of assessors salary and expense overpayment d1042

Fund Total	Debit	Credit	Balance
1805	-12075.47	-12075.47	0.00
6002	-12075.47	-12075.47	0.00

