

FAULKNER COUNTY  
**JIM B. BAKER**  
COUNTY JUDGE  
801 LOCUST STREET • CONWAY, AR 72034

FILED  
TIME:

MAR 11 2021

MARGARET DARTER  
FAULKNER COUNTY CLERK  
BY Amelia DC

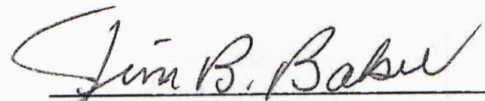
IN THE COUNTY COURT OF FAULKNER COUNTY, ARKANSAS


COURT ORDER NO. 21-029

IN THE MATTER OF  
EXCESS TREASURER'S  
COMMISSION DISTRIBUTION

It is hereby ordered that the excess commissions of the Faulkner County Treasurer be distributed in the amount of \$678,707.7 in accordance with the attached Amended Excess Commission report.

**IT IS SO ORDERED**

  
\_\_\_\_\_  
Jim B. Baker  
Faulkner County Judge  
March 10, 2021

  
\_\_\_\_\_  
Scott Sanson  
Faulkner County Treasurer

**2020 Excess Treasurer's Commission Calculations for year 2019**

			<b>Comm</b>	<b>8703</b>	
			<b>Drawn</b>	<b>Treas Comm</b>	<b>FACTOR</b>
				<b>EXCESS</b>	
County General	1000	\$	218,501.83	\$ 150,715.53	0.689768
Capital Improvement	1810	\$	397.85	\$ 274.42	0.689768
County Road	2000	\$	138,758.37	\$ 95,711.04	0.689768
Additional Motor Fuel	2003	\$	6,039.21	\$ 4,165.65	0.689768
Treasurer's Automation	3000	\$	68.50	\$ 47.25	0.689768
Collector's Automation	3001	\$	270.10	\$ 186.31	0.689768
Circuit Court Automation	3002	\$	282.96	\$ 195.18	0.689768
Assessor's Ammendment	3004	\$	822.95	\$ 567.64	0.689768
County Clerks Cost	3005	\$	1,102.12	\$ 760.21	0.689768
County Recorders Cost	3006	\$	19,826.68	\$ 13,675.80	0.689768
Sherrif's Automation	3007	\$	105.62	\$ 72.85	0.689768
County Library	3008	\$	37,743.84	\$ 26,034.48	0.689768
Child Support	3012	\$	161.60	\$ 111.47	0.689768
Drug Control	3015	\$	3.07	\$ 2.12	0.689768
Breathalyzer	3016	\$	0.25	\$ 0.17	0.689768
Jail Fees	3017	\$	7,143.86	\$ 4,927.60	0.689768
Jail Booking Fee	3018	\$	335.15	\$ 231.18	0.689768
911	3020	\$	2,694.36	\$ 1,858.48	0.689768
Public Defender	3024	\$	640.96	\$ 442.11	0.689768
Victim of Crime	3025	\$	473.27	\$ 326.45	0.689768
Public Defender Inv	3026	\$	250.39	\$ 172.71	0.689768
Dist Court Probation Fees	3027	\$	616.68	\$ 425.37	0.689768
Drug Court	3028	\$	147.98	\$ 102.07	0.689768
Public Safety Act 749 of 1983	3029	\$	4.40	\$ 3.03	0.689768
Juvenile Probation Fees	3031	\$	680.92	\$ 469.68	0.689768
Juvenile Court Representation	3032	\$	0.13	\$ 0.09	0.689768
Circuit Clerk Commission Fee	3039	\$	58.45	\$ 40.32	0.689768
Tax Assessor Late Assess Fee	3042	\$	95.04	\$ 65.56	0.689768
Drug Control - PA	3044	\$	4,157.03	\$ 2,867.39	0.689768
Emergency Squad	3400	\$	2,061.03	\$ 1,421.63	0.689768
Museum	3401	\$	1,355.94	\$ 935.28	0.689768
County Road Sales Tax	3402	\$	103,183.38	\$ 71,172.56	0.689768
Animal Welfare and Control	3404	\$	2,798.59	\$ 1,930.38	0.689768
Federal Drug Forfieture	3405	\$	7.62	\$ 5.26	0.689768
Criminal Justice Sales Tax	3407	\$	102,834.71	\$ 70,932.06	0.689768



Teen Court	3411	\$	16.02	\$	11.05	0.689768
Soil Conservation	3413	\$	1,327.40	\$	915.60	0.689768
Extension	3414	\$	1,337.16	\$	922.33	0.689768
AR Forestry Commission	6006	\$	586.17	\$	404.32	0.689768
Law Library	6009	\$	824.16	\$	568.48	0.689768
County Adm Justice	6010	\$	7,007.16	\$	4,833.31	0.689768
County Sheriff's Office Fund	6017	\$	4,919.25	\$	3,393.14	0.689768
City of Conway	6600	\$	118,044.15	\$	81,423.04	0.689768
City of Damascus	6601	\$	237.54	\$	163.85	0.689768
City of Vilonia	6602	\$	4,399.83	\$	3,034.86	0.689768
City of Guy	6603	\$	791.32	\$	545.83	0.689768
City of Mt Vernon	6604	\$	78.35	\$	54.04	0.689768
City of Enola	6605	\$	186.97	\$	128.97	0.689768
City of Greenbrier	6606	\$	4,809.64	\$	3,317.53	0.689768
City of Wooster	6607	\$	1,388.83	\$	957.97	0.689768
City of Mayflower	6608	\$	2,991.43	\$	2,063.39	0.689768
City of Quitman	6609	\$	52.64	\$	36.31	0.689768
City of Twin Groves	6610	\$	408.21	\$	281.57	0.689768
City of Holland	6611	\$	135.56	\$	93.50	0.689768
Conway Schools	6700	\$	114,274.61	\$	78,822.94	0.689768
Vilonia Schools	6701	\$	17,805.68	\$	12,281.78	0.689768
Guy-Perkins Schools	6702	\$	5,557.44	\$	3,833.34	0.689768
Mt Vernon-Enola Schools	6703	\$	3,646.52	\$	2,515.25	0.689768
Greenbrier Schools	6704	\$	25,739.50	\$	17,754.28	0.689768
Mayflower Schools	6705	\$	8,294.52	\$	5,721.29	0.689768
Southside Schools	6706	\$	1,585.67	\$	1,093.74	0.689768
Quitman Schools	6707	\$	3,264.83	\$	2,251.97	0.689768
Rose Bud Schools	6708	\$	299.28	\$	206.43	0.689768
Pulaski County Special Schools	6709	\$	331.02	\$	228.33	0.689768
		\$	<b>983,965.70</b>	\$	<b>678,707.77</b>	

Commission Earned	\$	983,965.70	\$	983,965.70
Interest Earned	\$	7,493.38		
Less Office Expenses	\$	(262,751.31)		
Less Treas Automation Fund Transfers	\$	(50,000.00)		
Total Excess Commission	\$	678,707.77		
	\$	<b>678,707.77</b>		

**JIM B. BAKER**  
**COUNTY JUDGE**  
801 LOCUST STREET • CONWAY, AR 72034

**FILED**  
TIME:           

MAR 11 2021


MARGARET DARTER  
FAULKNER COUNTY CLERK  
BY Amelia DC

IN THE COUNTY COURT OF FAULKNER COUNTY, ARKANSAS  
COURT ORDER NO. 21-030

IN THE MATTER OF THE  
2020 DECEMBER COLLECTOR'S  
UNAPPORTIONED INTEREST DISTRIBUTION

It is hereby ordered that the December 2020 Interest of the Faulkner County Collector Unapportioned Fund 6002 be distributed to the taxing entities by the Faulkner County Treasurer in accordance with the attached excess commission report.

IT IS SO ORDERD.

  
\_\_\_\_\_  
JIM B. BAKER  
FAULKNER COUNTY JUDGE  
March 11, 2021

APPROVED BY:

  
\_\_\_\_\_  
Margaret Darter  
County Clerk

**FAULKNER COUNTY  
6002- COLLECTOR'S UNAPPORTIONED FUND  
DECEMBER 2020 INTEREST DISTRIBUTION**

December 2020 Interest

Entity	Fund	TAX UNIT	FINAL DISTRIB.		\$ 4,035.17
<b>Schools</b>					
1	6700	Conway	1,803,378.59	49.0619%	\$ 1,979.73
17	6701	Vilonia	236,176.51	6.4253%	\$ 259.27
34	6702	Guy-Perkins	75,317.46	2.0491%	\$ 82.68
41	6703	Mt Vernon-Enola	51,263.00	1.3946%	\$ 56.28
47	6704	Greenbrier	363,585.84	9.8916%	\$ 399.14
78	6705	Mayflower	115,387.12	3.1392%	\$ 126.67
2	6706	Southside	22,499.10	0.6121%	\$ 24.70
21	6707	Quitman	42,454.25	1.1550%	\$ 46.61
35	6708	Rose Bud	4,458.38	0.1213%	\$ 4.89
77	6709	Pulaski Co Special	4,642.12	0.1263%	\$ 5.10
		<b>Total Schools</b>	<b>2,719,162.36</b>	<b>73.9763%</b>	<b>\$ 2,985.07</b>
<b>County</b>					
801	1000	County General	408,146.86	11.1039%	\$ 448.06
802	2000	County Road (Full)	58,925.39	1.6031%	\$ 64.69
804	2000	County Road (Split)	68,672.84	1.8683%	\$ 75.39
803	3008	County Library	70,096.83	1.9070%	\$ 76.95
	3400	Emergency Squad	4,191.61	0.1140%	\$ 4.60
	3401	Museum	3,224.93	0.0877%	\$ 3.54
	3404	Animal Welfare & Cont	5,449.56	0.1483%	\$ 5.98
	3414	Soil Conservation	3,191.15	0.0868%	\$ 3.50
	3413	Extension Services	3,192.51	0.0869%	\$ 3.50
	3042	Late Assessment Fee	271.40	0.0074%	\$ 0.30
		<b>Total County</b>	<b>625,363.07</b>	<b>17.0133%</b>	<b>\$ 686.52</b>
<b>Cities</b>					
101	6600	Conway General	127,054.82	3.4566%	\$ 138.06
201		Conway Road	59,295.84	1.6132%	\$ 65.09
301		Conway Police Pension	16,941.68	0.4609%	\$ 18.60
401		Conway Fire Pension	16,941.70	0.4609%	\$ 18.60
501		Conway Non-Uniform F	16,941.70	0.4609%	\$ 18.60
		Conway Recreation	1,040.42	0.0283%	\$ 1.14
		Conway Cemetary	978.51	0.0266%	\$ 1.07
		Conway Animal Shelter	612.78	0.0167%	\$ 0.67
102	6601	Damascus General	325.54	0.0089%	\$ 0.36
202		Damascus Road	151.89	0.0041%	\$ 0.17
104	6602	Vilonia General	5,313.46	0.1446%	\$ 5.83
204		Vilonia Road	2,479.63	0.0675%	\$ 2.72
		Vilonia City Vol	47.22	0.0013%	\$ 0.05

106	6603	Guy General	706.16	0.0192%	\$	0.78
206		Guy Road	449.39	0.0122%	\$	0.49
107	6604	Mt Vernon General	76.50	0.0021%	\$	0.08
207		Mt Vernon Road	46.57	0.0013%	\$	0.05
108	6605	Enola General	154.25	0.0042%	\$	0.17
208		Enola Road	144.00	0.0039%	\$	0.16
109	6606	Greenbrier General	5,118.20	0.1392%	\$	5.62
209		Greenbrier Road	3,582.72	0.0975%	\$	3.93
110	6607	Wooster General	1,767.33	0.0481%	\$	1.94
210		Wooster Road	824.77	0.0224%	\$	0.91
111	6608	Mayflower General	3,886.28	0.1057%	\$	4.27
211		Mayflower Road	1,360.21	0.0370%	\$	1.49
		Mayflower City Vol	35.64	0.0010%	\$	0.04
105	6609	Quitman General	70.31	0.0019%	\$	0.08
205		Quitman Road	24.72	0.0007%	\$	0.03
103	6610	Twin Groves General	367.50	0.0100%	\$	0.40
203		Twin Grover Road	116.93	0.0032%	\$	0.13
112	6611	Holland General	-	0.0000%	\$	-
212		Holland Road	196.27	0.0053%	\$	0.22
		Total Cities	267,052.94	7.2653%	\$	291.75

**Timber Tax**

1,295.09	0.0352%	\$	1.42
----------	---------	----	------

**Improvement Dist.**

Conway Multi Imp Dist	16,027.65	0.4360%	\$	17.60
Twin Groves Fire Dist	368.79	0.0100%	\$	0.40
Tupelo Imp Dist	2,018.30	0.0549%	\$	2.22
Beaverfork Fire Dist	5,857.17	0.1593%	\$	6.43
Hilltop Fire Dist	1,744.38	0.0475%	\$	1.91
Pine Village Fire Dist	1,518.00	0.0413%	\$	1.67
Saltillo Fire Dist	1,317.21	0.0358%	\$	1.45
Mayflower Fire Dept	6,485.41	0.1764%	\$	7.12
Mt Vernon Fire Dept	456.17	0.0124%	\$	0.50
Wescon Fire Dept	667.08	0.0181%	\$	0.73
Cato Fire Dept	756.28	0.0206%	\$	0.83
Guy Fire Dept	1,478.61	0.0402%	\$	1.62
Liberty Fire Dept	5,768.57	0.1569%	\$	6.33
Holland Fire Dept	558.87	0.0152%	\$	0.61
Hwy 286 Fire Dept	3,724.07	0.1013%	\$	4.09
Centerville Fire Dept	875.43	0.0238%	\$	0.96
Vilonia Fire Dept	2,490.46	0.0678%	\$	2.73
Wooster Fire Dept	3,595.62	0.0978%	\$	3.95
Enola Fire Dept	924.01	0.0251%	\$	1.01
Central Water Dist #1	5,452.32	0.1483%	\$	5.99
Seven Point Lake Proj	762.06	0.0207%	\$	0.84
Total Imp Dist	62,846.48	1.7098%	\$	68.99

Grand Total      \$ 3,675,719.95      100.0000%      \$ 4,035.17

\$ 4,035.17